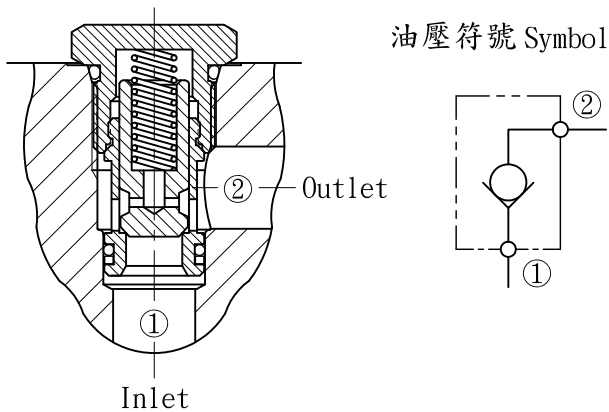
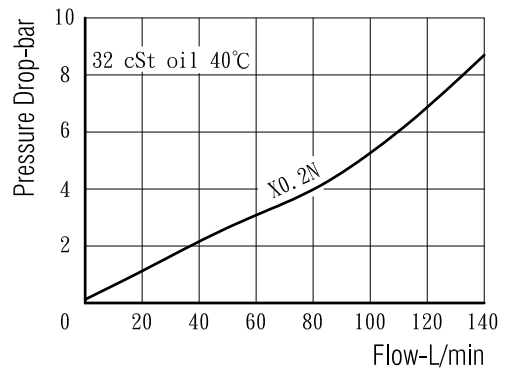


# 止回閥 Check Valves.



- 閥系說明：提塞式。  
Description : Poppet Type.
- 額定流量 Flow rating Q nom. : 100 L/min
- 最高壓力 Max. pressure P max. : 250 bar.
- 插式閥重 Cartridge only weight : 0.16 kg.

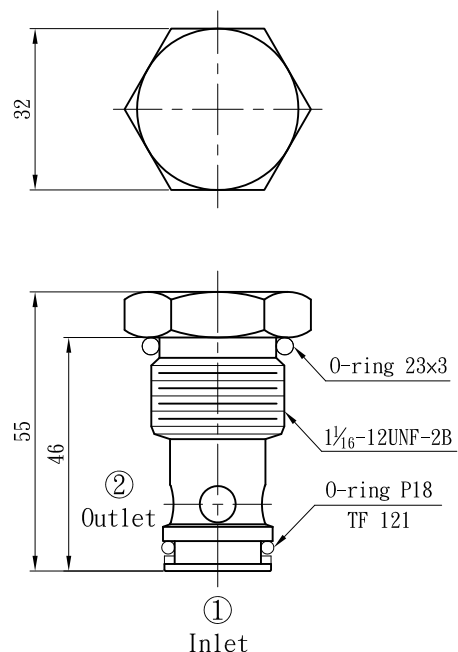
## 壓損曲線 Flow-Pres. Drop Curve



閥孔型號 Valve Cavity : C122  
成型刀具 Cavity Tools : CT22-D, CT22-R

※請參閱 See page CT.C

## 插閥尺寸 Dimensions (mm)



## 選購型號 Ordering Code

CCV - 122 - X0.2N

①            ②            ③    ④    ⑤

- ① 止回閥  
Check Valves.
- ② 閥孔型號  
Cavity Size.
- ③ 控制方式 Controls.  
X - 不可調整. Non-Adjustable.
- ④ 開閥壓  
Cracking Pressure.  
0.2 - 0.2 bar.  
2.0 - 1.8 bar.  
4.0 - 3.5 bar.
- ⑤ 油封材質  
Seals : N - 丁腈橡膠. Buna N.  
V - 氟橡膠. Viton.